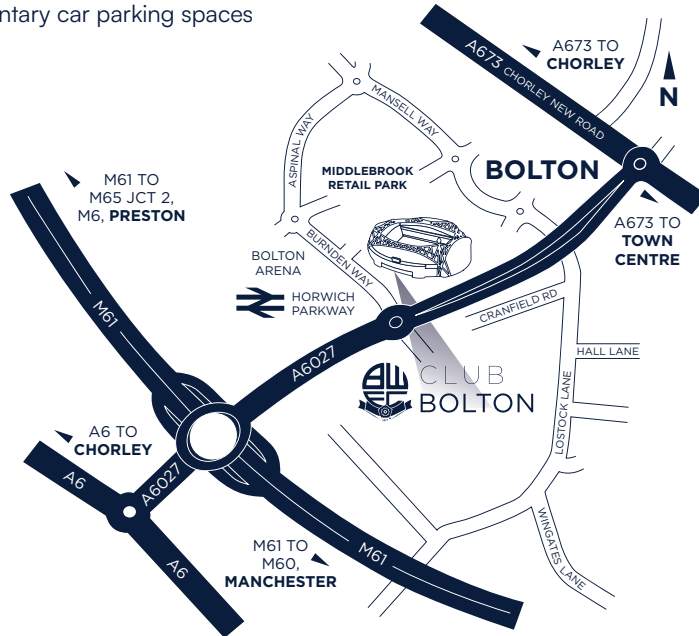


## LOCATION, LOCATION, LOCATION...

### M61 JUNCTION 6

- 2 hour train journey from London
- Horwich Parkway train station, less than a 5 minute walk
- Less than a minute from the M61 motorway
- Manchester city centre only 30 mins away
- Complimentary car parking spaces



### TO BOOK

Contact our Premier Suite Manager

T: 01204 673673

E: [clubbolton@bwfc.co.uk](mailto:clubbolton@bwfc.co.uk)

Bolton Wanderers | Toughsheet Community Stadium | Burnden Way | Bolton | BL6 6JW

T 01204 673 673 | [www.bwfc.co.uk](http://www.bwfc.co.uk)



# A SPACE WITH ENDLESS POSSIBILITIES


## THE PREMIER SUITE

at Bolton Wanderers Football Club

ONE OF THE NORTH WEST'S LARGEST MEETING & EVENT SPACES





Bolton Wanderers | Toughsheet Community Stadium | Burnden Way | Bolton | BL6 6JW

T 01204 673 673 | [www.bwfc.co.uk](http://www.bwfc.co.uk)



## DIMENSIONS

Height: 7.5M | Length: 73.5M  
Width: 31.0M

				
Capacity	Theatre Style	Cabaret	Banquet	Standing
<b>PREMIER SUITE</b>	<b>2,000</b>	<b>700</b>	<b>1,000</b>	<b>4,000</b>



## WHY CHOOSE THE PREMIER SUITE?

**HOTEL  
ONSITE**

**3000**  
CAR PARKING SPACES

**NATURAL  
DAYLIGHT**

**DIRECT  
ACCESS  
TO THE**

**TRAIN  
STATION  
&  
M61**

**LED BLACK  
STARCLOTH CURTAIN**

**MEZZANINE  
LEVEL FOR  
BREAKOUT SPACE**

**2  
PRIVATE  
ENTRANCES**

**GROUND FLOOR  
WITH ROLLER SHUTTER ACCESS**

ACCESS TO OVER **20** ADDITIONAL  
SYNDICATE ROOMS

**HARDWIRED  
INTERNET**

**7.5 M  
CEILING  
HEIGHT**

**CLOAKROOM  
& OFFICE**

**2,500**<sup>M<sup>2</sup></sup>  
OF SPACE